




PHONICS AT MONKFRITH

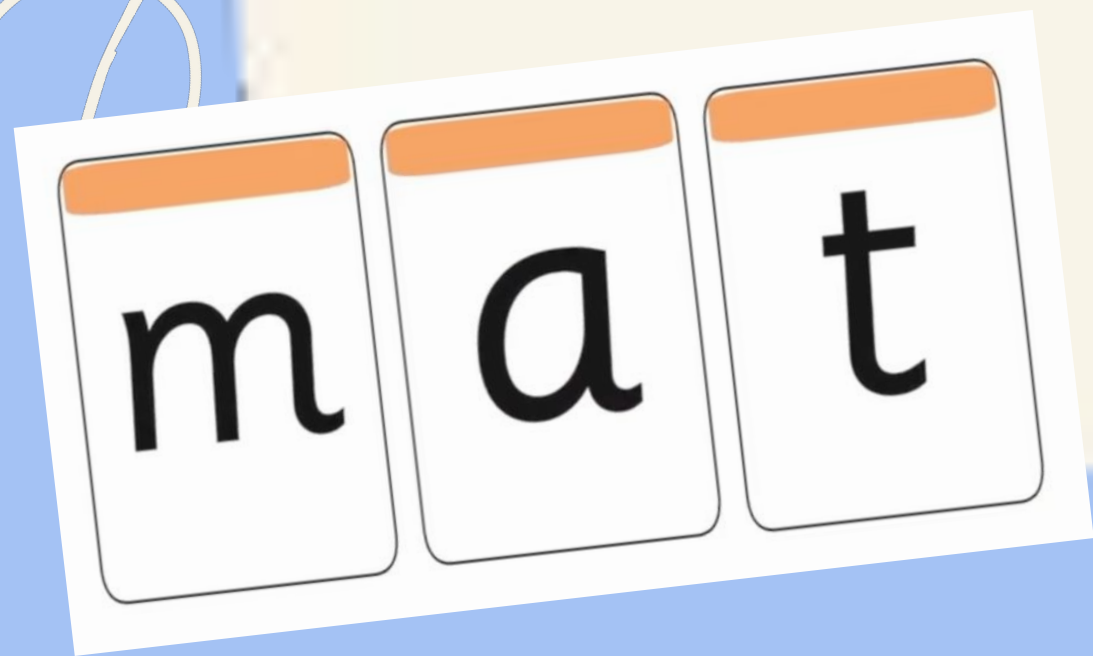



2023/2024



WHAT IS PHONICS?

- Phonics is a **systematic** way of teaching children to read and write.
- It gives children clear and consistent strategies to use when reading and writing.
- Phonics teaching is broken down into **phases 1 – 6**.
- In Reception we cover phases 1-4.



PHASE 1

Phase 1 concentrates on developing children's speaking and listening skills and lays the foundations for further phonic work in Phase 2.

Aspects of Phase 1:

General sound discrimination

Exploration of environmental and instrumental sounds






Body percussion

Rhythm and rhyme

Alliteration

Oral blending and segmenting

Children should be able to hear individual sounds and orally blend them together. Mastering this skill helps them in phase 2 when letters are introduced.



Oral Blending and Segmenting

All the sounds we can hear in a word

No flashcards allowed



sh-o-p




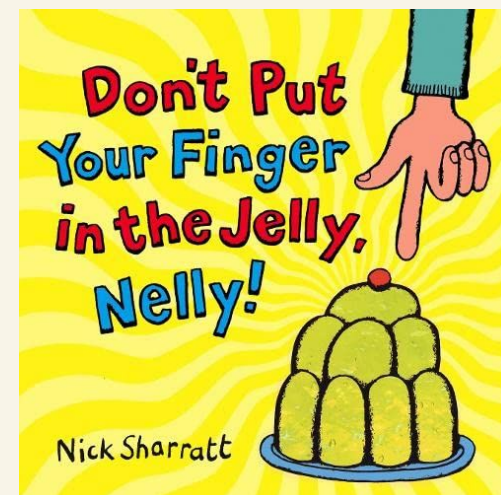





d-e-n



j-a-m

PHASE 1

You can continue to support your child at home with Phase 1, alongside Phase 2. You can do this through daily bedtime stories, books with alliteration and rhyme and rhythm.





SUPERSONIC

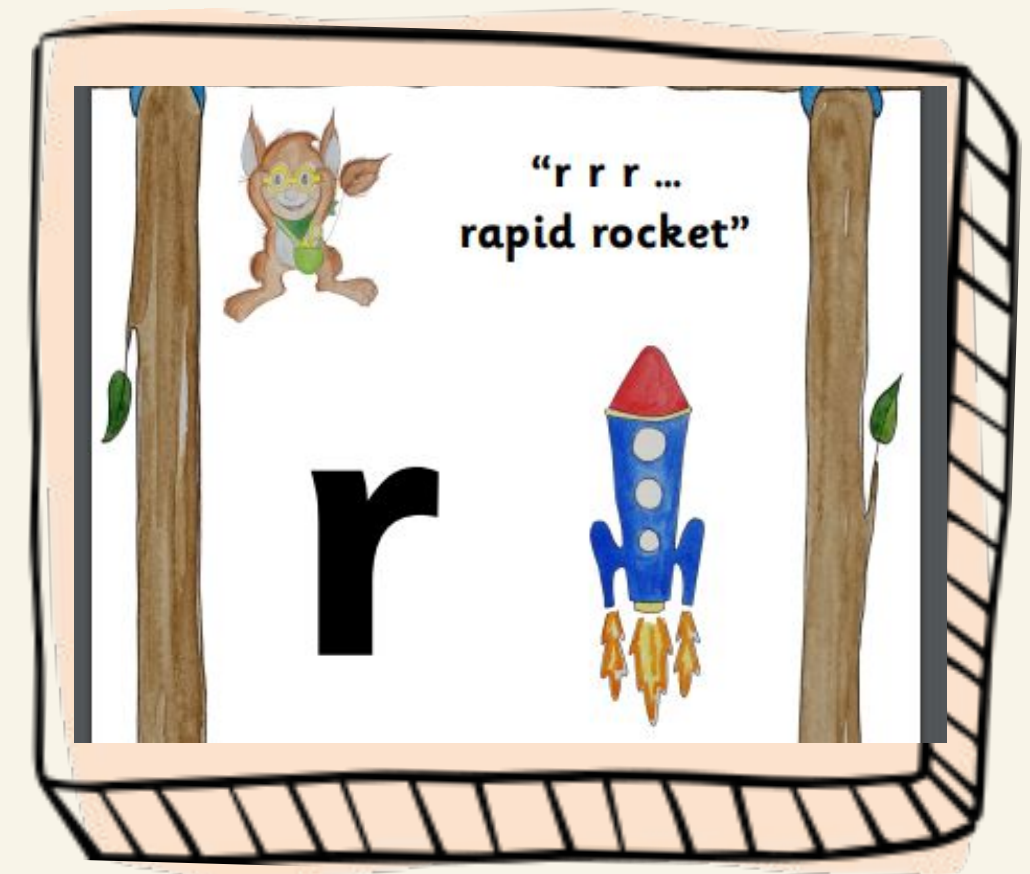
Phonic Friends



SUPERSONIC PHONIC FRIENDS

Supersonic Phonic Friends is a multi-sensory approach, where each sound is introduced alongside a corresponding action, mnemonic and visual.

Along the way, children will meet several characters who represent each skill involved. Supported by their Supersonic Phonic friends, this approach will ensure children develop confidence and apply each skill to their own reading and writing.





PHASE 2

Phase 2 is the teaching of single letter and sound correspondences. For example; the letter b makes a 'b' sound.

We have just begun covering the first set of Phase 2 sounds.

Letters and their sounds are introduced 1 at a time and a new set of new letters is taught each week.



PHASE 2 SOUNDS

Set 1: s a t p

Set 2: i n m d

Set 3: g o c k

Set 4: c k e u r

Set 5: h b f ff l ll ss

A phoneme

A sound we can hear in a word



f-o-x



n-a-p



b-oa-t

A grapheme

The spelling we can see

SUPERSONIC
Phonic Friends

s	a	t	p	i	m	n	d
g	o	c	k	ck	e	u	r
h	b	f	ff	l	ll	ss	



Listen with Len








See it with Sam





**"s, s, s ...
squishy strawberry!"**



PHASE 3

By the time children reach phase 3 they will already be able to blend some simple words for reading and segment some simple words for writing containing the 19 letters taught in phase 2.

Over the course of Phase 3 they will be introduced to 25 new graphemes.

Some of these graphemes will be made up of 2 letters. These are known as **digraphs**

Some of them will be made up of three letters these are known as **trigraphs**.



DIGRAPHS AND TRIGRAPHS

Once your child starts to become familiar with digraphs and trigraphs, it is helpful to encourage them to spot them in words before they attempt to blend the word together.

For example, the word fish has one digraph in it.

The word chair has one digraph and one trigraph.



PHASE 3 SOUNDS


Set 6: j v w x

Set 7: y z zz qu

Consonant digraphs: ch sh th th ng

Vowel digraphs: ai ee oa oo oo ar or ur ow oi er

Vowel trigraphs: igh ear air ure



SOUND ARTICULATION

When supporting your child at home with new sounds, it's really important to say the sounds correctly. Avoid adding an 'uh'.

This takes some practice, but if your child learns to pronounce sounds as pure sounds, they will find it easier to blend them together to make a word.





muh **ah** **tuh**

m **a** **t**

BLENDING AND SEGMENTING





the leg is in
the pot.


TRICKY WORDS *

In addition to blending decodable words, children will learn a set tricky words for each phase of phonics. They can't sound out these words using their phonetic knowledge.

They will need to learn them by sight.

It's really important to be as fun and practical as possible and when practicing these words at home.

Playing snap games, hiding words around the house or encouraging your child to spot them in bedtime stories is a great way to practice tricky words.



READING BOOKS

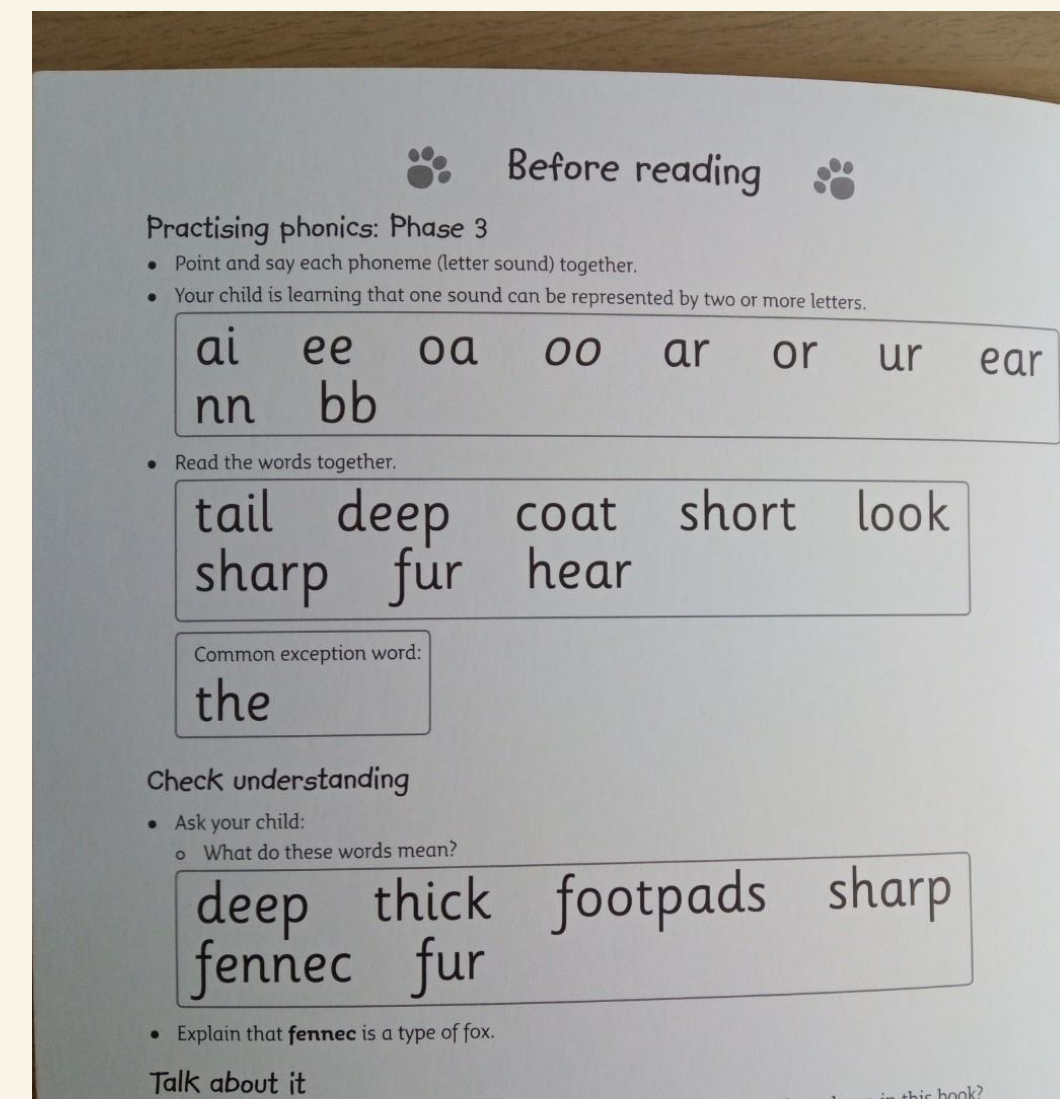
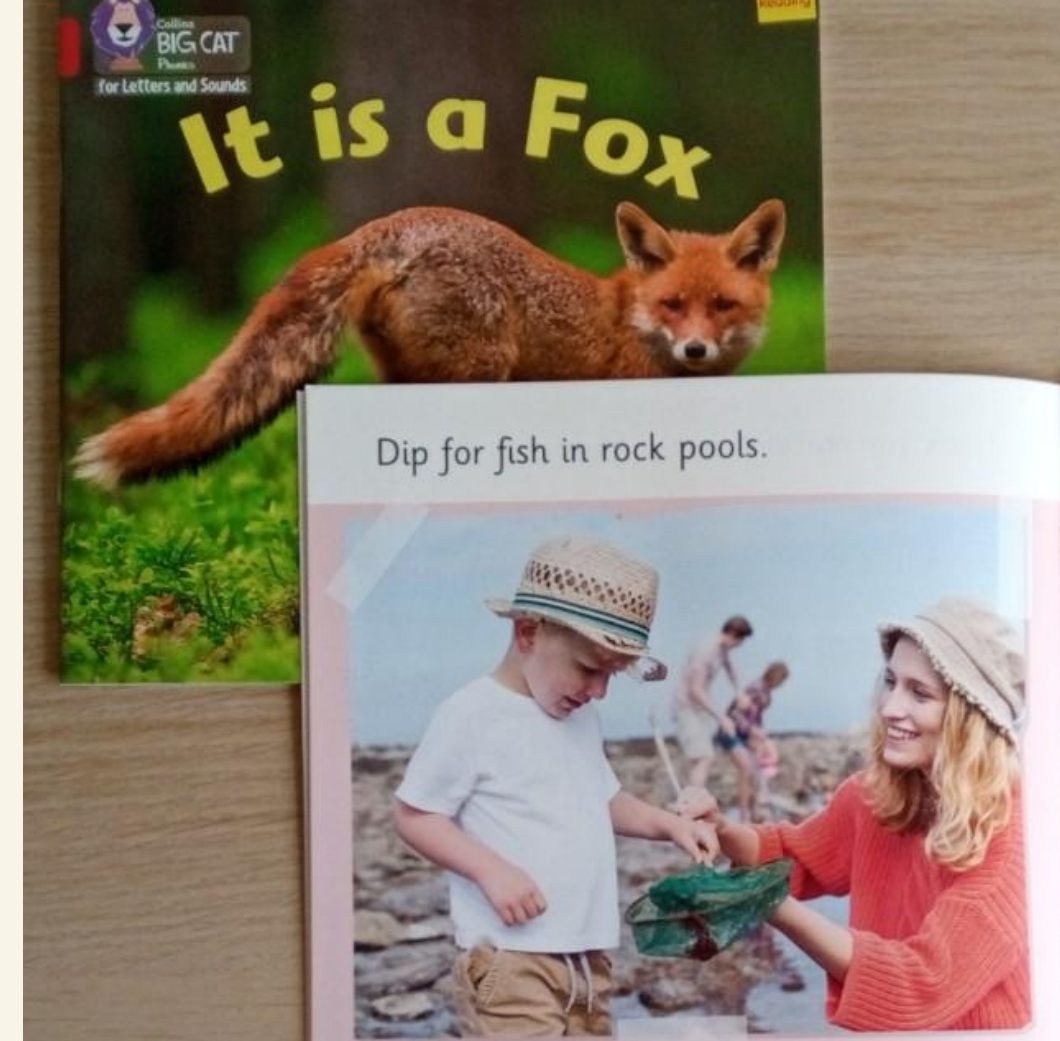
Next week, your child will receive a phonic reader in their book bag, covering some of the sounds taught so far.

These books have been carefully assigned by your child's class teacher to support your child at their level of phonic learning.

In addition to this, your child will receive a class library book. This is a book for you to read to your child and enjoy together at storytime. The purpose of this book is to encourage your child's love of reading and develop their comprehension skills.

Here are some things to consider when supporting your child with a class library book:

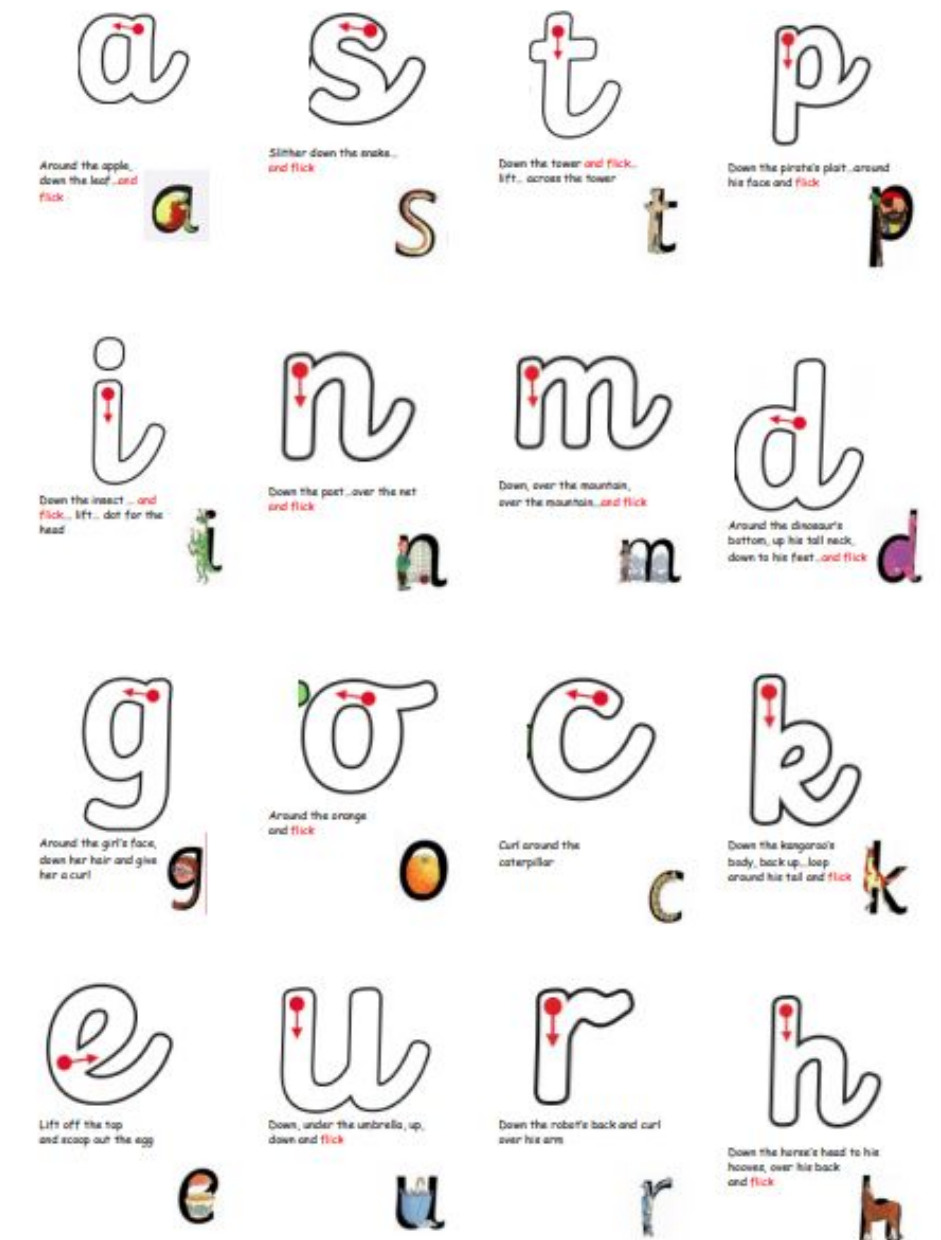
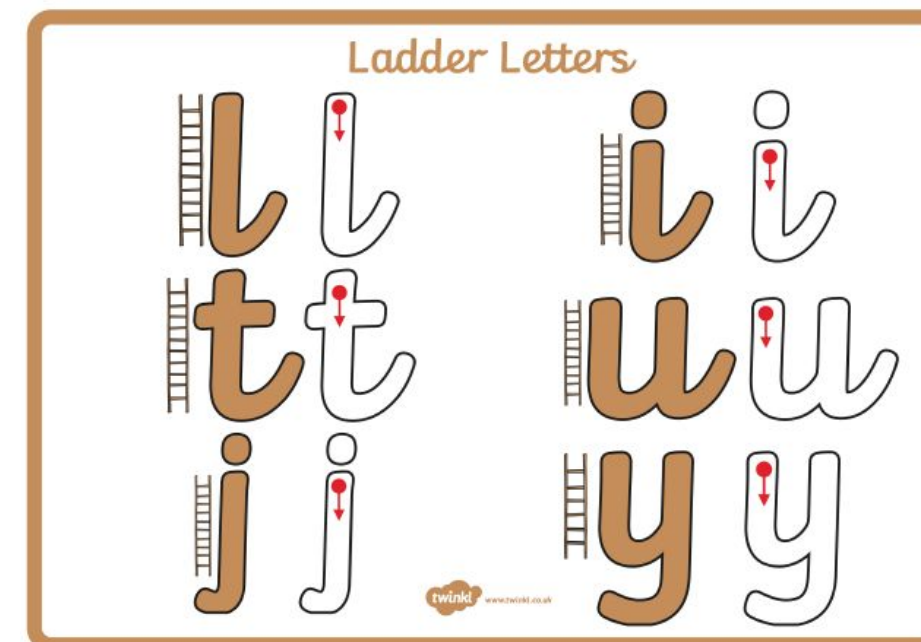
- Have they used the pictures to help them to understand the story?
- Can they retell the story?
- Can they answer questions about the story?



LETTER FORMATION

Your child is introduced to the formation of each letter as the new sound is introduced. This half term, your child will receive a letter formation book, to practise letter formation at home.





As the year progresses, we talk to the children about the similarities of some letters, by discussing the letter families.



Weekly Parent Newsletters & Home Resources



SUPERSONIC
Phonic Friends
Parent Weekly Newsletter
Phase 3

Spellings already know	Tricky Words	Nonsense Words	
s a t p i m n d g o c k c k e u r h b f f l l s s j v w x y z z q u	I to no go the into  me she we be he	shap dith  hing chub	
This week's spellings for the sounds			
ch 	sh 	th 	ng 
Build, Read & Write			
chop, chin, chug, check, such, chip,	ship, shop, shed, shell, fish, shock,	maths, moth, thin, thick, path, bath,	sing, song, king, hang, ring, wing,
Sound Buttons			
chin	shop	path	song
Spelling Frames			
ch i p	sh e d	b a th	k i ng
Next week's spellings for the sounds			
rain 	bee 	boat 	moon 



Nonsense Words

All Phases

tish

shig

sheb

shab



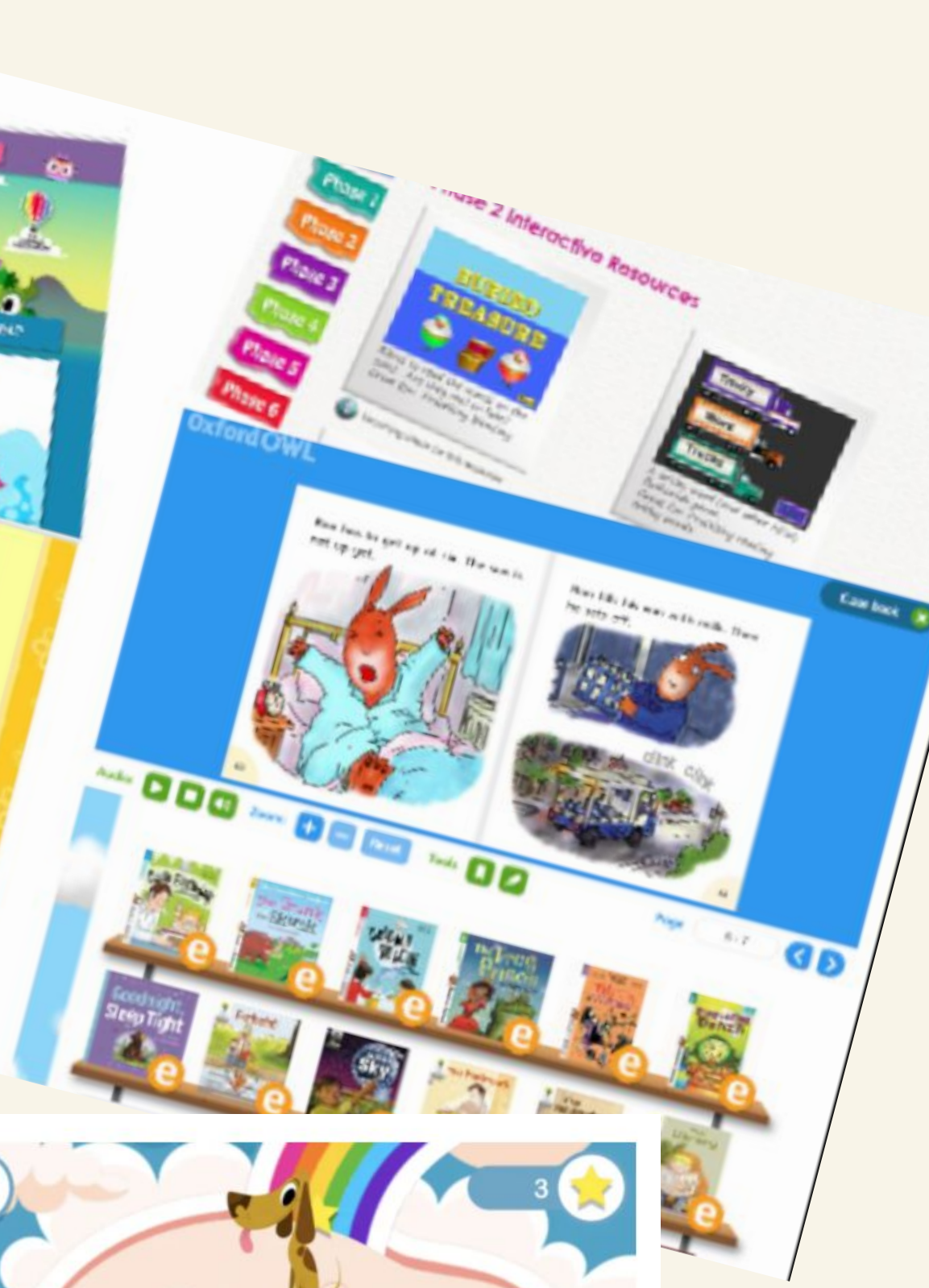
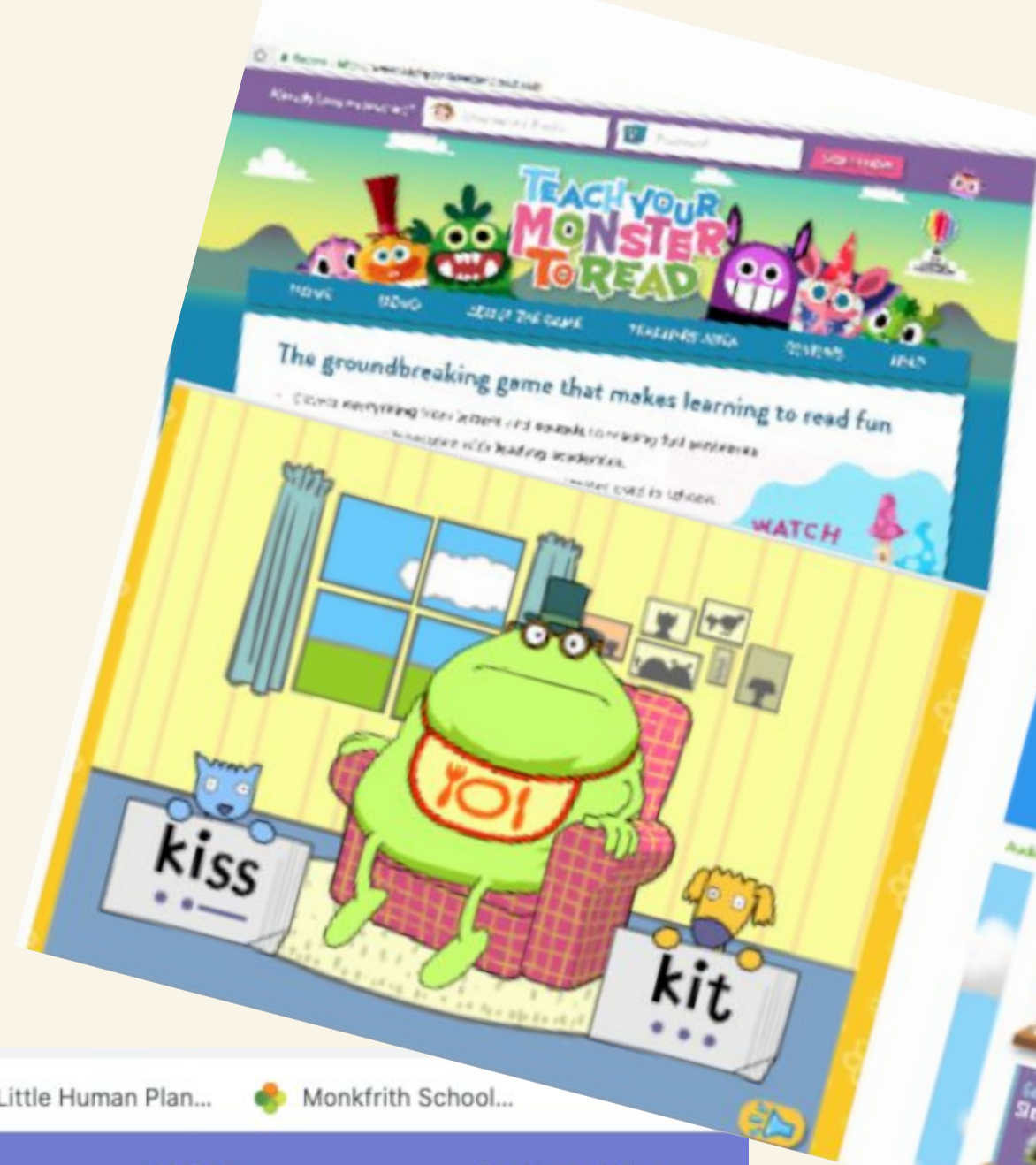
WEBSITES

<https://www.busythings.co.uk/families>

<https://www.teachyourmonstertoread.com/>

<https://www.phonicsplay.co.uk/>

<https://www.oxfordowl.co.uk/for-home/find-a-book/library-page/>



ANY QUESTIONS?

